

Faith, Values, & Presidential Choices 2008



Candidates & Churches

- Clinton: Methodist
- Edwards: Methodist
- O'Bama: United Church of Christ
- Giuliani: Roman Catholic
- Huckabee: Baptist
- McCain: Episcopalian
- Paul: Protestant
- Romney: Mormon – LDS

Road to the Nomination

Democrats

- Total Delegates: 4,049
- Needed to Win: 2,025
- Clinton: 218
- O'Bama: 127
- Edwards: 53

Republicans

- Total Delegates: 2,380
- Needed to Win: 1,191
- Romney: 73
- McCain: 38
- Huckabee: 29
- Paul: 6
- Giuliani: 2

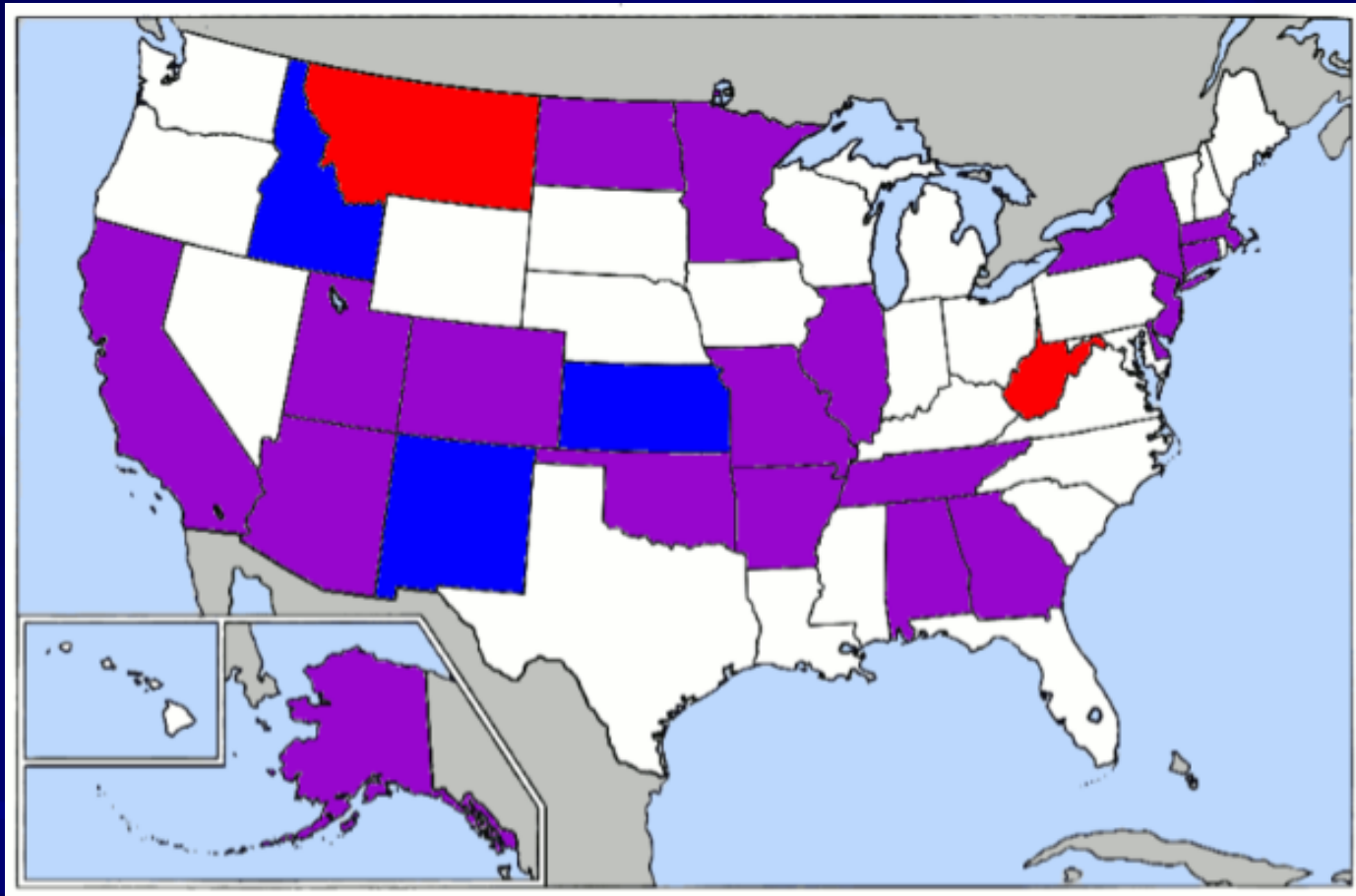
Fundraising (as of Sept 30 2007)

- Clinton \$90.9 million
- O'Bama \$80.3 million
- Romney \$62.8 million
- Giuliani \$47.3 million
- McCain \$32.1 million
- Edwards \$30.3 million
- Paul \$ 8.3 million

Overall

- Democrats:
\$223 million
- Republicans:
\$152 million

Super Tuesday February 5



- 24 states
- 52% Democratic Delegates
- 41% Republican Delegates

Blue = Democrat only
Red = Republican only
Purple = Both parties

Key Congress Votes On War & National Security

PATRIOT ACT

Afghan Iraq 2001 2006

Member War War Act Renew

Clinton Y Y Y Y

Edwards Y Y Y --

McCain Y Y Y Y

O'Bama -- -- -- Y

Paul Y N N N

Running on Records: Interest Group Ratings for Congressional Votes, 2006

Candidate	AD	ACLU	AFS	LCV	ITIC	NTU	COC	ACU	CFG	FRC
Clinton	95	83	100	71	50	17	67	8	8	0
Edwards*	70	60	100	59	69	18	55	30	--	--
O'Bama	95	83	100	100	75	16	55	8	7	0
McCain	15	33	0	29	100	88	100	65	76	62
Paul	45	55	45	45	33	84	60	76	83	57

ADA = Liberal, Americans for Democratic Action

ACLU = Liberal, individual rights, American Civil Liberties Union

AFS = Liberal, labor, American Federation of State, County, & Municipal Employees (AFSCME)

LCV = Environmental, League of Conservation Voters

ITIC = High Tech industry, Information Technology Industry Council

NTU = Free market, low taxes, National Taxpayers Union

COC = Pro-business, Chamber of Commerce

ACU = Conservative, American Conservative Union

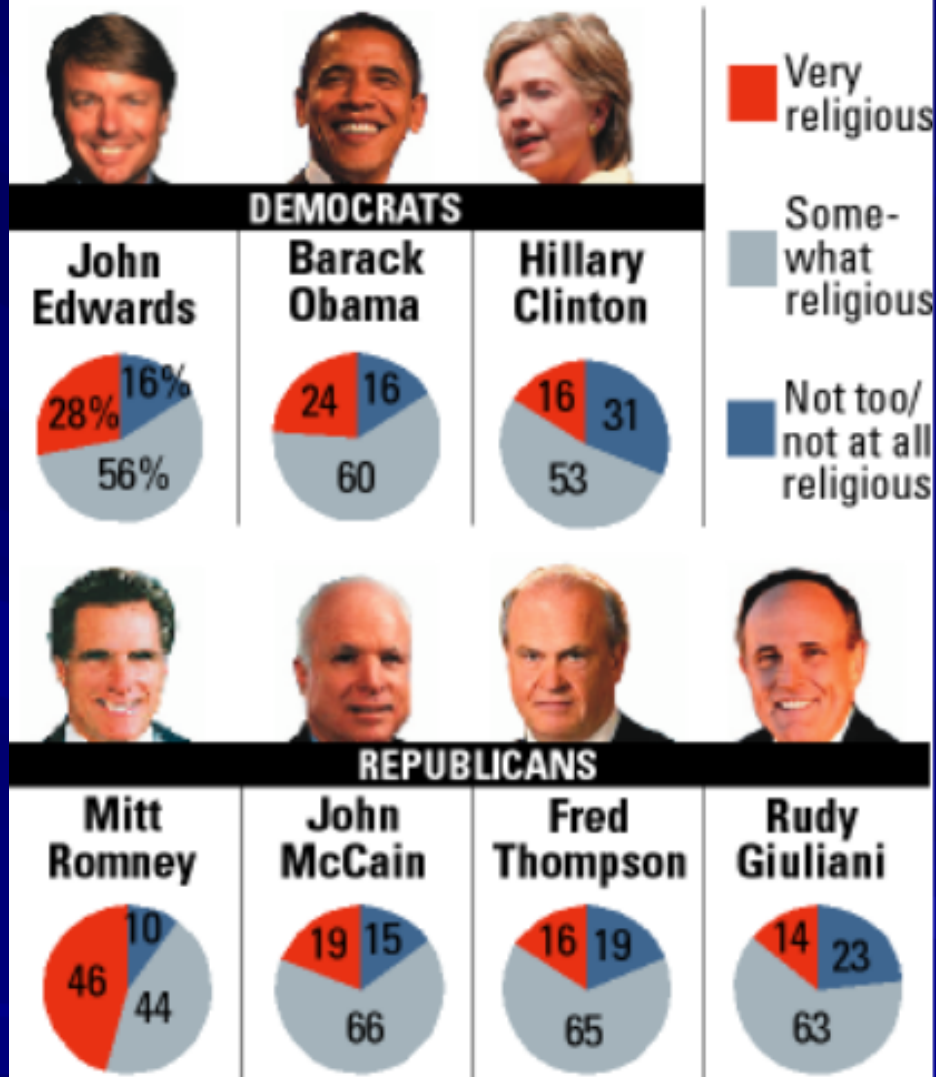
CFG = Free Market, Club For Growth

FRC = Christian Social Conservative, Family Research Council

Almanac of American Politics 2008

* Edwards Ratings are 2002

New poll: How religious is...



Based on those who were able to rate the religiosity of each candidate.

Source: Pew Forum on Religion & Public Life/
Pew Research Center for the People & the Press
survey, August 2007.

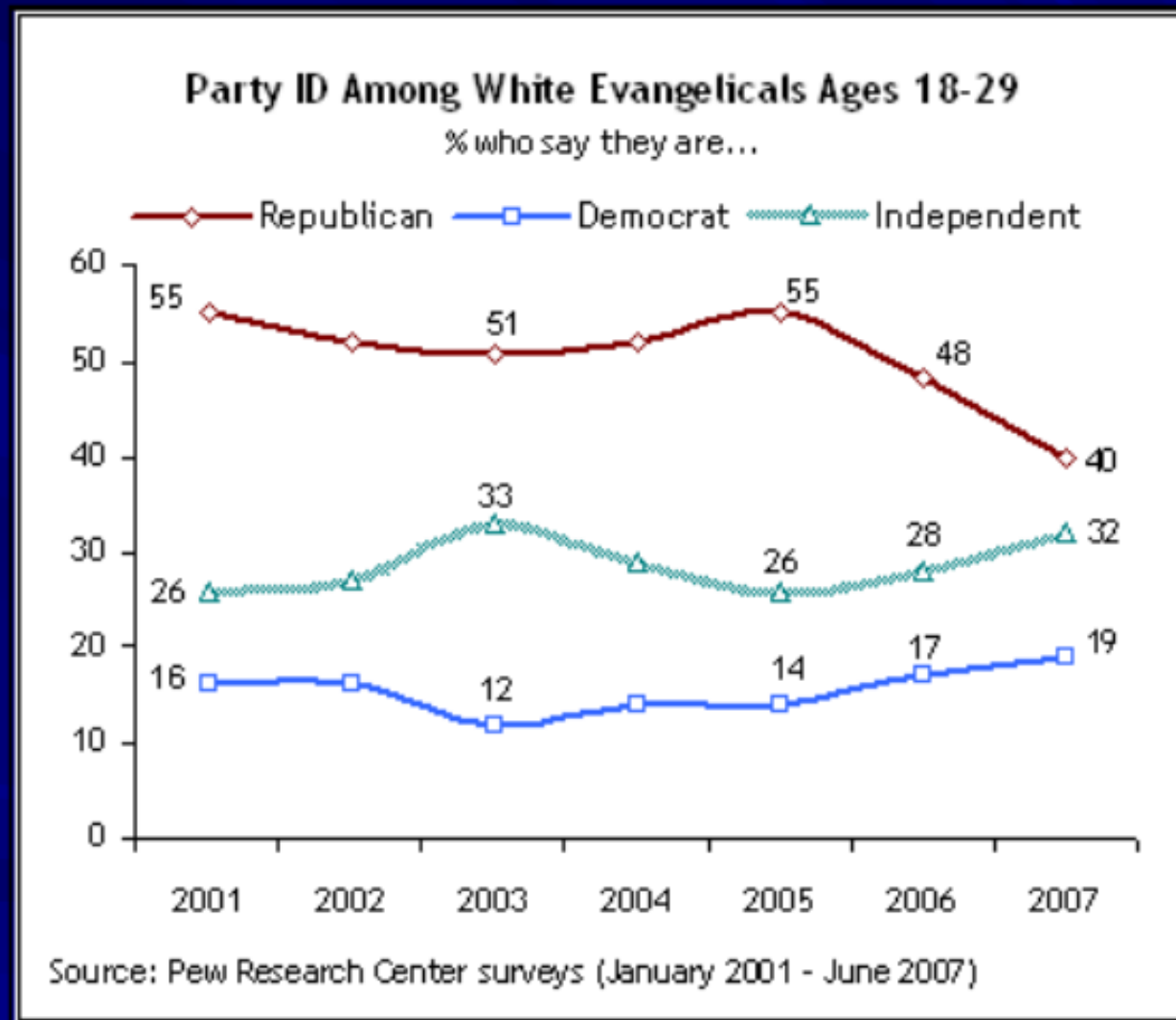
Would You Vote for a Mormon?

GOP Evangelicals Reluctant to Vote for a Mormon

	Less likely to vote for <u>Mormon</u> %
All Rep/lean Rep RVs	25
White evangelical Prot	36
Attend church weekly	41
Attend less often	23
White Mainline Prot.	16
White non-Hisp Catholic	21

Based on Republican and Republican-leaning registered voters

Young Evangelicals: Less Republican



Republican Voters: Social Issues Still Important

More Than 4-in-10 Republicans are Social-Issue Voters

*In deciding how to vote in '08,
social issues will be...**

	%
Very important	43
Somewhat important	31
Not too important	16
Not at all important	9
Don't know	1
Total	100

*Based on Republican and Republican-leaning registered voters

Question wording: In making your decision about who to vote for in the presidential election of 2008, will social issues like abortion and gay marriage be very important, somewhat important, not too important or not at all important?

Source: Pew Research Center survey, August 2007.

Presentation:
“Faith, Citizenship, & Politics” Forum
By
Gary Armstrong, Ph.D.
Professor of Political Science
armstrongg@william.jewell.edu